

March 31, 2026



Fund Fact Sheet

MAGIC was established in 1990 to provide Minnesota counties and instrumentalities of counties with professional investment services.

INVESTMENT OBJECTIVE

To earn the highest income consistent with preserving principal and maintaining liquidity, and to maintain a stable \$1.00 net asset value (NAV).

MAGIC PORTFOLIO

A short-term liquid portfolio and cash management vehicle permitted as an investment for counties or county instrumentalities under Minnesota Statutes Section 471.59.

TERM PORTFOLIO

A fixed-rate, fixed term portfolio permitted as an investment for counties or county instrumentalities under Minnesota Statutes Section 471.59.

MAGIC PORTFOLIO FACTS

As of March 31, 2026

| | |
|---|-----------------------|
| 7-Day Net Yield ¹ | 3.66% |
| Monthly Distribution Yield ² | 3.65% |
| Weighted Average Maturity ³ | 48 Days |
| MAGIC Portfolio Rating ⁴ | AAAf by Fitch Ratings |

SERVICE PROVIDERS

Investment Advisor and Program Administrator:
PFM Asset Management*

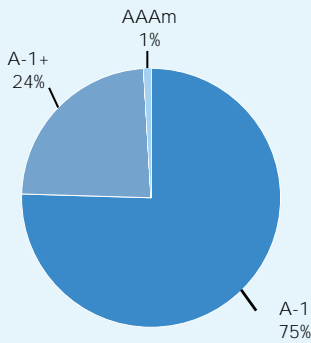
Distributor: U.S. Bancorp Investments, Inc.
Custodian: U.S. Bank, N.A.

Independent Audit Firm: Ernst & Young LLP
Program Counsel: Kennedy & Graven, Chartered

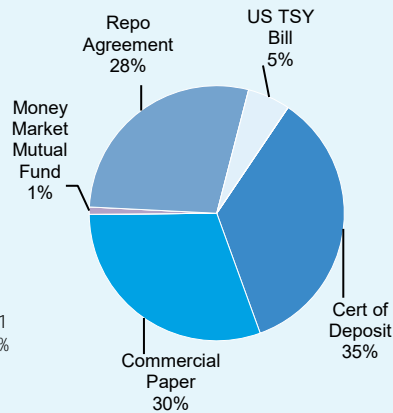
MAGIC Portfolio Diversification as of March 31, 2026

Credit Quality Distribution⁶

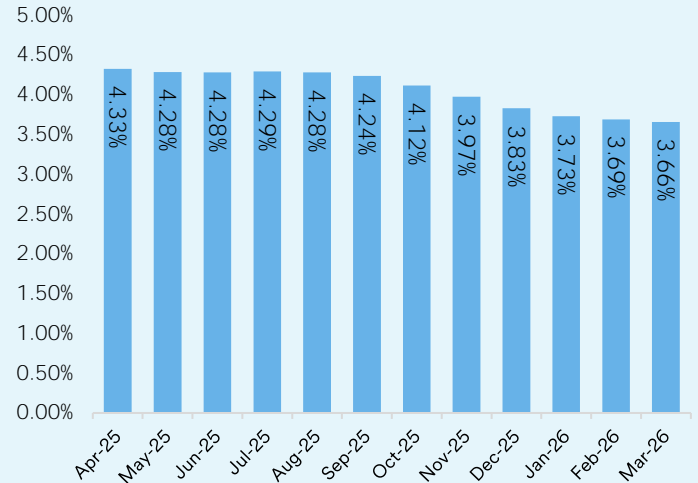
(S&P Global Ratings)



Sector Composition⁶



MAGIC Portfolio Performance (30-Day Net Yield⁵)



*PFM Asset Management is a division of U.S. Bancorp Asset Management, Inc. which serves as administrator and investment adviser for the Fund

¹7-day net yield, also known as the current annualized yield, represents the net change, exclusive of capital changes and income other than investment income, in the value of a hypothetical account with a balance of one share (normally \$1.00 per share) over a seven-day base period expressed as a percentage of the value of one share at the beginning of the seven-day period. This resulting net change in account value is then annualized by multiplying it by 365 and dividing the result by 7.

²The monthly distribution yield represents the net change in the value of a hypothetical account with a value of one share (normally \$1.00 per share) resulting from all dividends declared during a month by the Pool expressed as a percentage of the value of one share at the beginning of the month. This resulting net change is then annualized by multiplying it by 365 and dividing it by the number of calendar days in the month.

³Weighted Average Maturity: Calculated by the final maturity for a security held in the portfolio and the interest rate reset date. This is a way to measure a fund's sensitivity to potential interest rate changes.

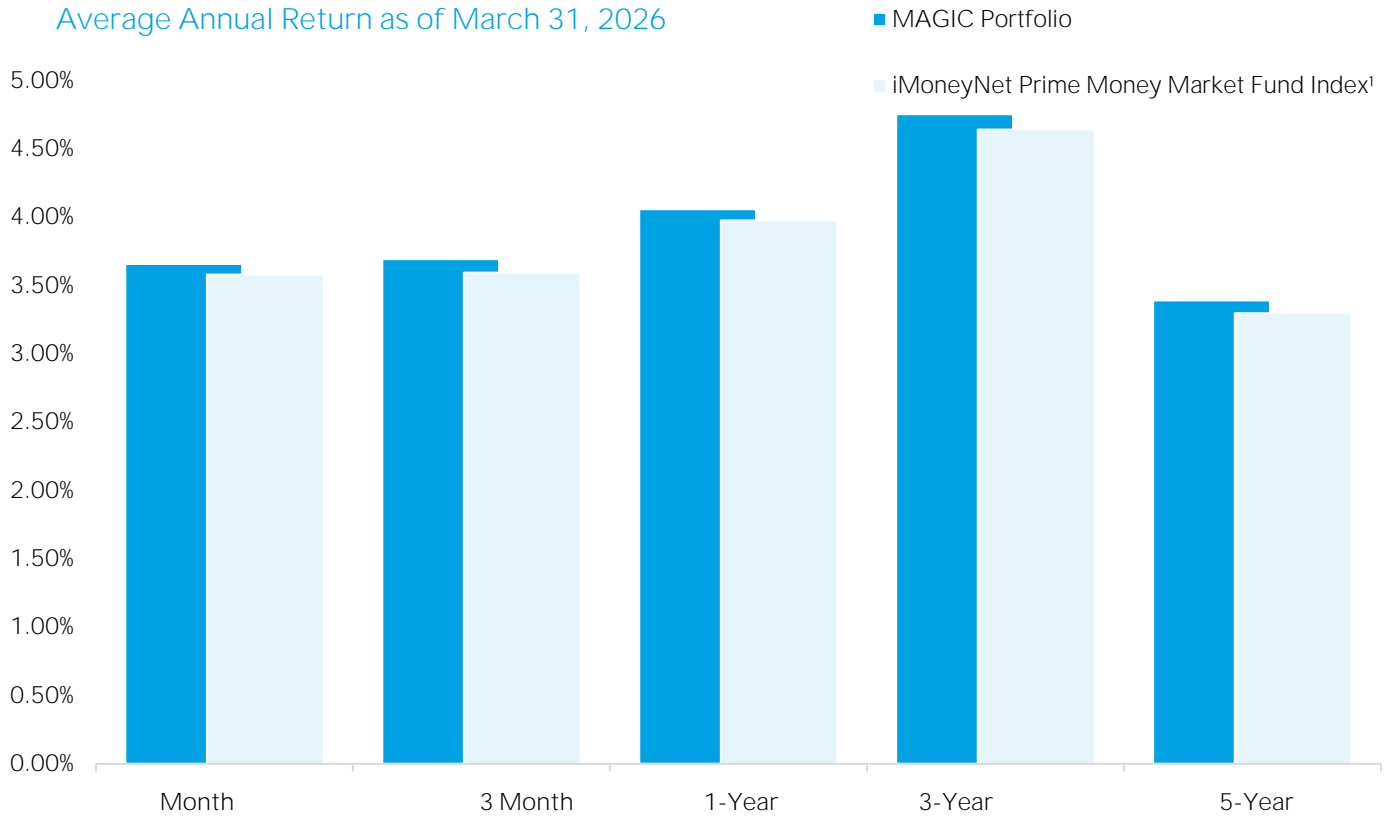
⁴Fitch AAA_f Rating: portfolios with this rating indicate having the highest underlying credit quality. Please visit fitchratings.com for more information and ratings methodology.

⁵As of the last day of the month. The 30-day yield represents the net change, exclusive of capital changes and income other than investment income, in the value of a hypothetical account with a balance of one share (normally \$1.00 per share) over a thirty-day base period expressed as a percentage of the value of one share at the beginning of the thirty-day period. This resulting net change in account value is then annualized by multiplying it by 365 and dividing the result by 30.

⁶Percentages may not add to 100% due to rounding.



Average Annual Return as of March 31, 2026



| | | | | | |
|--|-------|-------|-------|-------|-------|
| MAGIC Portfolio | 3.66% | 3.69% | 4.06% | 4.76% | 3.39% |
| iMoneyNet Prime Money Market Fund Index ¹ | 3.58% | 3.59% | 3.98% | 4.64% | 3.30% |

Must be preceded or accompanied by an Information Statement. For a current Information Statement, which contains more complete information, please visit <http://www.magicfund.org/> or call 800-731-7150. Before investing, consider the investment objectives, risks, charges and expenses of the pool carefully. This and other information can be found in the Information Statement. Read the Information Statement carefully before you invest or send money.

¹Source: iMoneyNet First Tier Institutional Money Market Fund Average (“iMoneyNet Prime Money Market Fund Index”); benchmark yields are as of the last business day of each month. This index is comprised of funds rated in the top grade that invest in high-quality financial instruments with dollar-weighted average maturities of less than 60 days. It is not possible to invest directly in such an index.

Past performance does not guarantee future results. Yields will fluctuate as market conditions change. The current fund performance may be higher or lower than that cited. The yields shown may reflect fee waivers by service providers that subsidize and reduce the total operating expenses of the Pool. Pool yields would be lower if there were no such waivers. Important disclosure information is provided on the following page.

This information is for institutional investor use only, not for further distribution to retail investors, and does not represent an offer to sell or a solicitation of an offer to buy or sell any fund or other security. Investors should consider the Minnesota Association of Governments Investing for Counties (“MAGIC”) investment objectives, risks, charges and expenses before investing in any of MAGIC’s portfolios. This and other information about MAGIC portfolios is available in MAGIC’s current Information Statement, which should be read carefully before investing. A copy of MAGIC’s Information Statement may be obtained by calling 1-800-731-7150 or is available on MAGIC’s website at www.magicfund.org. While the MAGIC Portfolio seeks to maintain a stable net asset value of \$1.00 per share and the MAGIC Term Portfolio seeks to achieve a net asset value of \$1.00 per share at the stated maturity, it is possible to lose money investing in the MAGIC. An investment in MAGIC is not insured or guaranteed by the Federal Deposit Insurance Corporation or any other government agency. Shares of the Fund are distributed by U.S. Bancorp Investments, Inc., member FINRA <https://www.finra.org/> and SIPC <http://www.sipc.org>. PFM Asset Management is a division of U.S. Bancorp Asset Management, Inc., which serves as administrator and investment adviser to the Fund. U.S. Bancorp Asset Management, Inc. is a direct subsidiary of U.S. Bank N.A. and an indirect subsidiary of U.S. Bancorp. U.S. Bancorp Investments, Inc. is a subsidiary of U.S. Bancorp and affiliate of U.S. Bank N.A.